


## STATEMENT SHOWING SHAREHOLDING PATTERN

Table (1)(a)


Name of the Company  
Scrip Code  
Quarter Ended

VINTRON INFORMATICS LIMITED  
DSE: 122073; BSE: 517393; CSE: 10032155  
30-Jun-2011

Category Code	Category of Shareholder	Number of Shareholders	Total Number of Shares	Number of Shares held in Dematerialized Form	Total Shareholding as a percentage of total Number of Shares		Shares Pledged or otherwise encumbered	
					As a percentage of (A+B)	As a percentage of (A+B+C)	No. of Shares	As a percentage = (ix)/(viii)*(iv)*100
(i)	(ii)	(iii)	(iv)	(v)	(vi)	(vii)	(viii)	(ix)
<b>(A)</b>	<b>Shareholding of Promoter and Promoter Group</b>							
<b>(1)</b>	<b>Indian</b>							
a)	Individual / Hindu Undevided Family	19	1079100	33800	1.38%	1.38%	0	0.00%
b)	Central / State Government	0	0	0	0.00%	0.00%	0	0.00%
c)	Bodies Corporate	5	72560599	59699	92.60%	92.60%	0	0.00%
d)	Financial Institutions/Banks	0	0	0	0.00%	0.00%	0	0.00%
e)	Any Other (Specify)	0	0	0	0.00%	0.00%	0	0.00%
	<b>Sub-Total (A)(1)</b>	<b>24</b>	<b>73639699</b>	<b>93499</b>	<b>93.98%</b>	<b>93.98%</b>	<b>0</b>	<b>0.00%</b>
<b>(2)</b>	<b>Foreign</b>							
a)	Individual (Non Resident Individuals / Foreign Individuals)	3	423995	223995	0.54%	0.54%	0	0.00%
b)	Bodies Corporate	0	0	0	0.00%	0.00%	0	0.00%
c)	Institutions	0	0	0	0.00%	0.00%	0	0.00%
d)	Any Other (Please Specify)	0	0	0	0.00%	0.00%	0	0.00%
	<b>Sub-Total (A)(2)</b>	<b>3</b>	<b>423995</b>	<b>223995</b>	<b>0.54%</b>	<b>0.54%</b>	<b>0</b>	<b>0.00%</b>
	<b>Total Shareholding of Promoter and Promoter Group (A) = A(1) + A(2)</b>	<b>27</b>	<b>74063694</b>	<b>317494</b>	<b>94.52%</b>	<b>94.52%</b>	<b>0</b>	<b>0.00%</b>




<b>(B)</b>	<b>Public Shareholding</b>							N.A.	N.A.
<b>(1)</b>	<b>Institutions</b>							N.A.	N.A.
a)	Mutual Funds / UTI	0	0	0	0.00%	0.00%			
b)	Financial Institutions/Banks	0	0	0	0.00%	0.00%			
c)	Central / State Government	0	0	0	0.00%	0.00%			
d)	Venture Capital Funds	0	0	0	0.00%	0.00%			
e)	Insurance Companies	0	0	0	0.00%	0.00%			
f)	Foreign Institutional Investors	0	0	0	0.00%	0.00%			
g)	Foreign Venture Capital Investors	0	0	0	0.00%	0.00%			
h)	Any Other (NRI Etc.)	0	0	0	0.00%	0.00%			
	<b>Sub-Total (B)(1)</b>	<b>0</b>	<b>0</b>	<b>0</b>	<b>0.00%</b>	<b>0.00%</b>			
<b>B 2</b>	<b>Non-Institutions</b>							N.A.	N.A.
a)	Bodies Corporate	169	443669	441569	0.57%	0.57%			
b)	Individuals:				0.00%	0.00%			
I	Individuals-i. Individual Shareholders holding nominal share capital up to Rs.1.00 Lakh	12341	3840430	3061830	4.90%	4.90%			
II	ii. Individual Shareholders holding nominal share capital in excess of Rs.1.00 Lakh	0	0	0	0.00%	0.00%			
c)	Any Other (specify)								
(c-i)	Non Resident Indian	15	7507	7305	0.01%	0.01%			
(c-ii)	Clearing House	0	0	0	0.00%	0.00%			
(c-iii)	Overseas Corporate Bodies	1	500	500	0.00%	0.00%			
(c-iii)	Intermediary / Other Depository A/c	0	0	0	0.00%	0.00%			
	<b>Sub-Total (B)(2)</b>	<b>12526</b>	<b>4292106</b>	<b>3511204</b>	<b>5.48%</b>	<b>5.48%</b>			
<b>(B)</b>	<b>Total Public Shareholding (B) = B(1) + B(2)</b>	<b>12526</b>	<b>4292106</b>	<b>3511204</b>	<b>5.48%</b>	<b>5.48%</b>		N.A.	N.A.
	<b>TOTAL (A) + (B)</b>	<b>12553</b>	<b>78355800</b>	<b>3828698</b>	<b>100.00%</b>	<b>100.00%</b>			
<b>(C)</b>	<b>Shares held by Custodians and against which Depository Receipts have been issued</b>	<b>0</b>	<b>0</b>	<b>0</b>	<b>0.00%</b>	<b>0.00%</b>		N.A.	N.A.
1	Promoter and Promoter Group	27	74063694	317494	94.52%	94.52%	0	0.00%	
2	Public	12526	4292106	3511204	5.48%	5.48%			
	<b>Sub-Total-(C)</b>	<b>12553</b>	<b>78355800</b>	<b>3828698</b>	<b>100.00%</b>	<b>100.00%</b>	<b>0</b>		
	<b>GRAND TOTAL (A) + (B) + (C)</b>	<b>12553</b>	<b>78355800</b>	<b>3828698</b>	<b>100.00%</b>	<b>100.00%</b>		N.A.	N.A.



**(I) (b) STATEMENT SHOWING SHAREHOLDING OF PERSONS BELONGING TO THE CATEGORY "PROMOTER AND PROMOTER GROUP"**

Sr. No.	Name of the Shareholder	Total Shares held		Shares Pledged or otherwise encumbered		
		Number	As a % of grand total (A)+(B)+(C)	Number	As a percentage	As a % of grand total (A)+(B)+(C) of sub-clause (I)(a)
(i)	(ii)	(iii)	(iv)	(v)	(vi)=(v)/(iii)*100	(vii)
1	Vintron Computers Pvt. Ltd.	900	0.00%	0	0.00%	0.00%
2	Vintron Electronics Limited	4170	0.01%	0	0.00%	0.00%
3	Ritika Electronics Pvt Ltd	23000	0.03%	0	0.00%	0.00%
4	Vintron Computers Pvt. Ltd.	32529	0.04%	0	0.00%	0.00%
5	Goodworth Build Invest Private Limited	72500000	92.53%	0	0.00%	0.00%
6	Saroj Duggar	20000	0.03%	0	0.00%	0.00%
7	Sajjan Duggar	180000	0.23%	0	0.00%	0.00%
8	Suresh Kumar Chauhan	223995	0.29%	0	0.00%	0.00%
9	Asha P. Madia	300	0.00%	0	0.00%	0.00%
10	Arvind Sharma	1000	0.00%	0	0.00%	0.00%
11	Inderpreet Singh Bindra	2300	0.00%	0	0.00%	0.00%
12	Preetinder Kaur Bindra	2800	0.00%	0	0.00%	0.00%
13	Swati Agarwal	3800	0.00%	0	0.00%	0.00%
14	B. Kahitan	4500	0.01%	0	0.00%	0.00%
15	Ruchi Gupta	5000	0.01%	0	0.00%	0.00%
16	Ritesh Duggar	6500	0.01%	0	0.00%	0.00%
17	Atul Agarwal	8000	0.01%	0	0.00%	0.00%
18	Vrijesh Agarwal	8000	0.01%	0	0.00%	0.00%
19	Chhotelal Agarwal	9000	0.01%	0	0.00%	0.00%
20	Sharad Duggar	28500	0.04%	0	0.00%	0.00%
21	Sajjan Duggar	30000	0.04%	0	0.00%	0.00%
22	Ritu Agrawal	35200	0.04%	0	0.00%	0.00%
23	Ruchika Gupta	37500	0.05%	0	0.00%	0.00%
24	Varun Gupta	45000	0.06%	0	0.00%	0.00%
25	Mahender Kumar Duggar	70000	0.09%	0	0.00%	0.00%
26	Uma Gupta	328800	0.42%	0	0.00%	0.00%
27	R. K. Gupta	452900	0.58%	0	0.00%	0.00%
	<b>TOTAL</b>	<b>--74063694</b>	<b>94.52%</b>	<b>0</b>	<b>0.00%</b>	<b>0.00%</b>



**(l) (c) STATEMENT SHOWING SHAREHOLDING OF PERSONS BELONGING TO THE CATEGORY "PUBLIC" AND HOLDING MORE THAN 1% OF THE TOTAL NUMBER OF SHARES**

Sr. No.	Name of the Shareholder	Number of Shares	Shares as a percentage of total number of shares (i.e. Grand Total (A) + (B) + (C) indicated in statement at para (1)(a) above)
1		0	
2		0	
3		0	
	<b>TOTAL</b>	<b>0</b>	<b>0.00%</b>

**(l) (d) STATEMENT SHOWING DETAILS OF LOCKED-IN SHARES**

Sr. No.	Name of the Shareholder	Number of Shares	Shares as a percentage of total number of shares (i.e. Grand Total (A) + (B) + (C) indicated in statement at para (1)(a) above)
1	Goodworth Build Invest Private Limited (Lock-in Period from 29.01.2010 to 28.01.2013)	72500000	92.53%
2		0	0
3		0	0
4		0	0
5		0	0
	<b>TOTAL</b>	<b>72500000</b>	<b>92.53%</b>



**(II) (a) STATEMENT SHOWING DETAILS OF DEPOSITORY RECEIPTS (DRs)**

Sr. No.	Type of outstanding DR (ADRs, GDRs, SDRs etc.)	Number of outstanding DRs	Number of Shares underlying outstanding DRs
1		0	
2		0	
3		0	
4		0	
5		0	
	<b>TOTAL</b>	<b>0</b>	

**(II) (b) STATEMENT SHOWING HOLDING OF DEPOSITORY RECEIPTS (DRs), WHERE UNDERLYING SHARES ARE IN EXCESS OF 1% OF THE TOTAL NUMBER OF SHARES**

Sr. No.	Name of the DR Holder	Type of outstanding DR (ADRs, GDRs, SDRs etc.)	Number of Shares underlying outstanding DRs
1			0
2			0
3			0
4			0
5			0
	<b>TOTAL</b>		<b>0</b>

