


(I) (a) STATEMENT SHOWING SHAREHOLDING PATTERN

Name of the Company
Scrip Code
Quarter Ended

VINTRON INFORMATICS LIMITED
DSE: 122073; BSE: 517393; CSE: 10032155
30-Sep-2010

| Category | Category of Shareholder | Number of Shareholders | Total Number of Shares | Number of Shares held in Dematerialized Form | Total Shareholding as a percentage of total Number of Shares | | Shares Pledged or otherwise encumbered | |
|------------|--|------------------------|------------------------|--|--|----------------------------|--|------------------------|
| | | | | | As a percentage of (A+B) | As a percentage of (A+B+C) | No. of Shares | As a percentage |
| (i) | (ii) | (iii) | (iv) | (v) | (vi) | (vii) | (viii) | (ix) = (viii)/(iv)*100 |
| (A) | Shareholding of Promoter and Promoter Group | | | | | | | |
| (1) | Indian | | | | | | | |
| a) | Individual / H U F | 19 | 1079100 | 33800 | 1.38% | 1.38% | 0 | 0.00% |
| b) | Central / State Government | 0 | 0 | 0 | 0.00% | 0.00% | 0 | 0.00% |
| c) | Bodies Corporate | 5 | 72560599 | 59699 | 92.60% | 92.60% | 0 | 0.00% |
| d) | Financial Institutions/Banks | 0 | 0 | 0 | 0.00% | 0.00% | 0 | 0.00% |
| e) | Any Other (Specify) | 0 | 0 | 0 | 0.00% | 0.00% | 0 | 0.00% |
| | Sub-Total (A)(1) | 24 | 73639699 | 93499 | 93.98% | 93.98% | 0 | 0.00% |
| (2) | Foreign | | | | | | | |
| a) | Individual (Non Resident Individuals / Foreign Individuals) | 3 | 423995 | 223995 | 0.54% | 0.54% | 0 | 0.00% |
| b) | Bodies Corporate | 0 | 0 | 0 | 0.00% | 0.00% | 0 | 0.00% |
| c) | Institutions | 0 | 0 | 0 | 0.00% | 0.00% | 0 | 0.00% |
| d) | Any Other (Please Specify) | 0 | 0 | 0 | 0.00% | 0.00% | 0 | 0.00% |
| | Sub-Total (A)(2) | 3 | 423995 | 223995 | 0.54% | 0.54% | 0 | 0.00% |
| | Total Shareholding of Promoter and Promoter Group (A) = A(1) + A(2) | 27 | 74063694 | 317494 | 94.52% | 94.52% | 0 | 0.00% |




| | | | | | | | | | |
|------------|---|--------------|-----------------|----------------|----------------|----------------|--|------|------|
| (B) | Public Shareholding | | | | | | | N.A. | N.A. |
| (1) | Institutions | | | | | | | N.A. | N.A. |
| a) | Mutual Funds / UTI | 0 | 0 | 0 | 0.00% | 0.00% | | | |
| b) | Financial Institutions/Banks | 0 | 0 | 0 | 0.00% | 0.00% | | | |
| c) | Central / State Government | 0 | 0 | 0 | 0.00% | 0.00% | | | |
| d) | Venture Capital Funds | 0 | 0 | 0 | 0.00% | 0.00% | | | |
| e) | Insurance Companies | 0 | 0 | 0 | 0.00% | 0.00% | | | |
| f) | Foreign Institutional Investors | 0 | 0 | 0 | 0.00% | 0.00% | | | |
| g) | Foreign Venture Capital Investors | 0 | 0 | 0 | 0.00% | 0.00% | | | |
| h) | Any Other (NRI Etc.) | 0 | 0 | 0 | 0.00% | 0.00% | | | |
| | Sub-Total (B)(1) | 0 | 0 | 0 | 0.00% | 0.00% | | | |
| (2) | Non-Institutions | | | | | | | N.A. | N.A. |
| a) | Bodies Corporate | 197 | 557717 | 555617 | 0.71% | 0.71% | | | |
| b) | Individuals: | | | | 0.00% | 0.00% | | | |
| | i. Individual Shareholders holding nominal share capital up to Rs.1.00 Lakh | 12496 | 3728787 | 2942786 | 4.76% | 4.76% | | | |
| | ii. Individual Shareholders holding nominal share capital in excess of Rs.1.00 Lakh | 0 | 0 | 0 | 0.00% | 0.00% | | | |
| c) | i. Non Resident Indian | 14 | 5102 | 4900 | 0.01% | 0.01% | | | |
| | ii. Clearing House | 0 | 0 | 0 | 0.00% | 0.00% | | | |
| | iii. Overseas Corporate Bodies | 1 | 500 | 500 | 0.00% | 0.00% | | | |
| | iv. Intermediary / Other Depository A/c | 0 | 0 | 0 | 0.00% | 0.00% | | | |
| | Sub-Total (B)(2) | 12708 | 4292106 | 3503803 | 5.48% | 5.48% | | | |
| | Total Public Shareholding (B) = B(1) + B(2) | 12708 | 4292106 | 3503803 | 5.48% | 5.48% | | N.A. | N.A. |
| | TOTAL (A) + (B) | 12735 | 78355800 | 3821297 | 100.00% | 100.00% | | | |
| (C) | Shares held by Custodians and against which Depository Receipts have been issued | 0 | 0 | 0 | 0.00% | 0.00% | | N.A. | N.A. |
| | GRAND TOTAL (A) + (B) + (C) | 12735 | 78355800 | 3821297 | 100.00% | 100.00% | | N.A. | N.A. |



(I) (b) STATEMENT SHOWING SHAREHOLDING OF PERSONS BELONGING TO THE CATEGORY "PROMOTER AND PROMOTER GROUP"

| Sr. No. | Name of the Shareholder | Total Shares held | | Shares Pledged or otherwise encumbered | | |
|---------|--|-------------------|-----------------------------------|--|--------------------|--|
| | | Number | As a % of grand total (A)+(B)+(C) | Number | As a percentage | As a % of grand total (A)+(B)+(C) of sub-clause (i)(a) |
| (i) | (ii) | (iii) | (iv) | (v) | (vi)=(v)/(iii)*100 | (vii) |
| 1 | Vintron Computers Pvt. Ltd. | 900 | 0.00% | 0 | 0.00% | 0.00% |
| 2 | Vintron Electronics Limited | 4170 | 0.01% | 0 | 0.00% | 0.00% |
| 3 | Ritika Electronics Pvt Ltd | 23000 | 0.03% | 0 | 0.00% | 0.00% |
| 4 | Vintron Computers Pvt. Ltd. | 32529 | 0.04% | 0 | 0.00% | 0.00% |
| 5 | Goodworth Build Invest Private Limited | 72500000 | 92.53% | 0 | 0.00% | 0.00% |
| 6 | Saroj Duggar | 20000 | 0.03% | 0 | 0.00% | 0.00% |
| 7 | Sajjan Duggar | 180000 | 0.23% | 0 | 0.00% | 0.00% |
| 8 | Suresh Kumar Chauhan | 223995 | 0.29% | 0 | 0.00% | 0.00% |
| 9 | Asha P. Madia | 300 | 0.00% | 0 | 0.00% | 0.00% |
| 10 | Arvind Sharma | 1000 | 0.00% | 0 | 0.00% | 0.00% |
| 11 | Inderpreet Singh Bindra | 2300 | 0.00% | 0 | 0.00% | 0.00% |
| 12 | Preetinder Kaur Bindra | 2800 | 0.00% | 0 | 0.00% | 0.00% |
| 13 | Swati Agarwal | 3800 | 0.00% | 0 | 0.00% | 0.00% |
| 14 | B. Kahitan | 4500 | 0.01% | 0 | 0.00% | 0.00% |
| 15 | Ruchi Gupta | 5000 | 0.01% | 0 | 0.00% | 0.00% |
| 16 | Ritesh Duggar | 6500 | 0.01% | 0 | 0.00% | 0.00% |
| 17 | Atul Agarwal | 8000 | 0.01% | 0 | 0.00% | 0.00% |
| 18 | Vrijesh Agarwal | 8000 | 0.01% | 0 | 0.00% | 0.00% |
| 19 | Chhotelal Agarwal | 9000 | 0.01% | 0 | 0.00% | 0.00% |
| 20 | Sharad Duggar | 28500 | 0.04% | 0 | 0.00% | 0.00% |
| 21 | Sajjan Duggar | 30000 | 0.04% | 0 | 0.00% | 0.00% |
| 22 | Ritu Agrawal | 35200 | 0.04% | 0 | 0.00% | 0.00% |
| 23 | Ruchika Gupta | 37500 | 0.05% | 0 | 0.00% | 0.00% |
| 24 | Varun Gupta | 45000 | 0.06% | 0 | 0.00% | 0.00% |
| 25 | Mahender Kumar Duggar | 70000 | 0.09% | 0 | 0.00% | 0.00% |
| 26 | Uma Gupta | 328800 | 0.42% | 0 | 0.00% | 0.00% |
| 27 | R. K. Gupta | 452900 | 0.58% | 0 | 0.00% | 0.00% |
| | TOTAL | 74063694 | 94.52% | 0 | 0.00% | 0.00% |




(I) (c) STATEMENT SHOWING SHAREHOLDING OF PERSONS BELONGING TO THE CATEGORY "PUBLIC" AND HOLDING MORE THAN 1% OF THE TOTAL NUMBER OF SHARES

| Sr. No. | Name of the Shareholder | Number of Shares | Shares as a percentage of total number of shares (i.e. Grand Total (A) + (B) + (C) indicated in statement at para (1)(a) above) |
|---------|-------------------------|------------------|---|
| 1 | | 0 | |
| 2 | | 0 | |
| 3 | | 0 | |
| | TOTAL | 0 | 0.00% |

(I) (d) STATEMENT SHOWING DETAILS OF LOCKED-IN SHARES

| Sr. No. | Name of the Shareholder | Number of Shares | Shares as a percentage of total number of shares (i.e. Grand Total (A) + (B) + (C) indicated in statement at para (1)(a) above) |
|---------|--|------------------|---|
| 1 | Goodworth Build Invest Private Limited (Lock-in Period from 29.01.2010 to 28.01.2013) | 72500000 | 92.53% |
| 2 | | 0 | 0 |
| 3 | | 0 | 0 |
| 4 | | 0 | 0 |
| 5 | | 0 | 0 |
| | TOTAL | 72500000 | 92.53% |



(II) (a) STATEMENT SHOWING DETAILS OF DEPOSITORY RECEIPTS (DRs)

| Sr. No. | Type of outstanding DR (ADRs, GDRs, SDRs etc.) | Number of outstanding DRs | Number of Shares underlying outstanding DRs |
|---------|--|---------------------------|---|
| 1 | | 0 | |
| 2 | | 0 | |
| 3 | | 0 | |
| 4 | | 0 | |
| 5 | | 0 | |
| | TOTAL | 0 | |

(II) (b) STATEMENT SHOWING HOLDING OF DEPOSITORY RECEIPTS (DRs), WHERE UNDERLYING SHARES ARE IN EXCESS OF 1% OF THE TOTAL NUMBER OF SHARES

| Sr. No. | Name of the DR Holder | Type of outstanding DR (ADRs, GDRs, SDRs etc.) | Number of Shares underlying outstanding DRs |
|---------|-----------------------|--|---|
| 1 | | | 0 |
| 2 | | | 0 |
| 3 | | | 0 |
| 4 | | | 0 |
| 5 | | | 0 |
| | TOTAL | | 0 |

