

Format of holding of specified securities

VINTRON INFORMATICS LIMITED

1. Name of Listed Entity:
2. Scrip Code/Name of Scrip/Class of Security
3. Share Holding Pattern Filed under: Reg. 31(1)(a)/Reg. 31(1)(b)/Reg.31(1)(c)

31/03/2016

- a. If under 31(1)(b) then indicate the report for Quarter ending
 - b. If under 31(1)(c) then indicate date of allotment/extinguishment
4. **Declaration:** The Listed entity is required to submit the following declaration to the extent of submission of information:-

		Yes*	No*
1.	Whether the Listed Entity has issued any partly paid up shares?		No
2.	Whether the Listed Entity has issued any Convertible Securities or Warrants?		No
3.	Whether the Listed Entity has any shares against which depository receipts are issued?		No
4.	Whether the Listed Entity has any shares in locked-in?		No
5.	Whether any shares held by promoters are pledge or otherwise encumbered?		No

* If the Listed Entity selects the option 'No' for the questions above, the columns for the partly paid up shares, Outstanding Convertible Securities/Warrants, depository receipts, locked-in shares, No of shares pledged or otherwise encumbered by promoters, as applicable, shall not be displayed at the time of dissemination on the Stock Exchange website. Also wherever there is 'No' declared by Listed Entity in above table the values will be considered as 'Zero' by default on submission of the format of holding of specified securities.

5. The tabular format for disclosure of holding of specified securities is as follows:-




Table I - Summary Statement holding of specified securities

Category	Category of shareholder	Nos. of share holders	No. of fully paid up equity shares held	No. of Partly paid-up equity shares held	No. of shares underlying Depository Receipts	Total nos. shares held	Shareholding as a % of total no. of shares (calculated as per SCRR, 1957) As a % of (A+B+C2)	Number of Voting Rights held in each class of securities			No. of Shares Underlying Outstanding convertible securities (including Warrants)	Shareholding, as a % assuming full conversion of convertible securities (as a percentage of diluted share capital) As a % of (A+B+C2)	Number of Locked in shares		Number of Shares pledged or otherwise encumbered		Number of equity shares held in dematerialized form	
								No of Voting Rights					Total as a % of (A+B+C)	No. (a)	As a % of total Shares held (b)	No. (a)		As a % of total Shares held (b)
								Class:Equity	Class:Y	Total								
(i)	(ii)	(iii)	(iv)	(v)	(vi)	(vii)=(iv)+(v)+(vi)	(viii)	(ix)			(x)	(xi)=(vii)+(x)	(xii)		(xiii)	(xiv)		
(A)	Promoter & Promoter Group	7	73342299	0		73342299	99.6				0	99.6	0	0	0	0	73341399	
(B)	Public	11750	5013501	0		5013501	6.4				0	6.4	0	0			3832399	
(C)	Non Promoter- Non Public										0	NA	0	0			0	
(C1)	Shares underlying DRLs	0	0	0		0	NA				0	0	0	0			0	
(C2)	Shares held by Employee Trusts	0	0			0	0				0	0	0	0			0	
	Total	11757	78355800	0		78355800	100				0	100	0	0	0	0	77173798	




Table II - Statement showing shareholding pattern of the Promoter and Promoter Group

	Category & Name of the Shareholders	PAN	No. of shares held	No. of fully paid up equity shares held	Partly paid-up equity	Nos. of shares underlying Depository Receipts	Total nos. shares held	Share holding % calculated as per SCRR, 1957 As a % of (A+B+CZ)	Number of Voting Rights held in each class of securities			No. of Shares assumed being full conversion of convertible securities	Share holding % as a % of total shares held (a)	Number of Locked In shares (b)	Number of Shares pledged or	Number of equity shares held in dematerialized form	
									No of Voting Rights								Total as a % of Total Voting rights
									Class X	Class Y	Total						
(I)	(II)	(III)	(IV)	(V)	(VI)	(VII)=(IV)+(V)	(VIII)	(IX)			(X)	(XI)=	(XII)	(XIII)	(XIV)		
1	Indian																
	(a) Individual/Hindu Undevided Family		2	781700	0		781700	1.00								781700	
	RAJ KUMAR GUPTA	AAGPG8442A		452900	0		452900	0.58								452900	
	UMA GUPTA	AAGPG3459D		328800	0		328800	0.42								328800	
	(b) Central Government/State Government(s)		0	0	0		0	0.00								0	
	(c) Financial Institutions/Banks		0	0	0		0	0.00								0	
	(d) Any Other (Specify)		5	72560599	0		72560599	92.60								72559699	
	GOODWORTH BUILD INVEST PRIVATE LIMITED	AAACG4067A		72500000	0		72500000	92.53								72500000	
	Vintron Computers (P) Limited	AAACV4573C		32529	0		32529	0.04								32529	
	Ritika Electronics Pvt Ltd	AAACR 3391 Q		23000	0		23000	0.03								23000	
	Vintron Electronics Limited	AAACV 2818 A		4170	0		4170	0.01								4170	
	VINTRON COMPUTERS PVT. LTD.			900	0		900	0.00								0	
	Sub Total (A)(1)		7	73342299	0		73342299	93.60								73341399	
2	Foreign																
	(a) Individual/Non Resident Individual/Foreign Individual		0	0	0		0	0.00								0	
	(b) Government		0	0	0		0	0.00								0	
	(c) Institutions		0	0	0		0	0.00								0	
	(d) Foreign Portfolio Investor		0	0	0		0	0.00								0	
	(e) Any Other (Specify)		0	0	0		0	0.00								0	
	Sub Total (A)(2)		0	0	0		0	0.00								0	
	Total Shareholding of Promoter and Promoter Group (A)= (A)(1)+(A)(2)		7	73342299	0		73342299	93.60								73341399	




Table III - Statement showing shareholding pattern of the Public shareholder

	Category & Name of the Shareholders	PAN	Nos. of shareholder	No. of fully paid up equity shares held	Partly paid-up	Nos. of shares underlying Depository Receipts	Total nos. shares held	Shareholding % calculated as per SCRR	Number of Voting Rights held in each class of securities			No. of shares as assumed on conversion	Total shareholding as a % of Total Voting rights	Number of Locked Shares (a) (Not applicable)	Number of Shares pledged (b) (Not applicable)	Number of equity shares held in dematerialized form		
									No of Voting Rights									
									Class X	Class Y	Total							
	(I)	(II)	(III)	(IV)	(V)	(VI)	(VII)=(IV)+(V)+(VI)	(VIII)	(IX)			(X)	(XI)=(VII)+(X)	(XII)	(XIII)	(XIV)		
1	Institutions																	
	(a) Mutual Fund		0	0	0		0	0				0	0	0	0.00	NA	0	
	(b) Venture Capital Funds		0	0	0		0	0				0	0	0	0.00	NA	0	
	(c) Alternate Investment Funds		0	0	0		0	0				0	0	0	0.00	NA	0	
	(d) Foreign Venture Capital Investor		0	0	0		0	0				0	0	0	0.00	NA	0	
	(e) Foreign Portfolio Investors		0	0	0		0	0				0	0	0	0.00	NA	0	
	(f) Financial Institutions/Banks		0	0	0		0	0				0	0	0	0.00	NA	0	
	(g) Insurance Companies		0	0	0		0	0				0	0	0	0.00	NA	0	
	(h) Provident Fund/Pensions Funds		0	0	0		0	0				0	0	0	0.00	NA	0	
	(i) Any Other Specify		0	0	0		0	0				0	0	0	0.00	NA	0	
	Sub Total (B)(1)		0	0	0		0	0				0	0	0	0.00	NA	0	
2	Central Government/State Government/President of India		0	0	0		0	0				0	0	0	0.00	NA	0	
	Sub Total (B)(2)		0	0	0		0	0				0	0	0	0.00	NA	0	
3	Non-Institutions																	
	(a) 1. Individual Shareholders holding Nominal Share Capital Up to 2 Lacs		11513	4051510	0		4051510	5.17				0	5.17	0	0.00	0	0.00	3072808
	2. Individual Shareholders holding Nominal Share Capital Above 2 Lacs		0	0	0		0	0				0	0	0	0.00	NA	0	
	(b) NBFCs Registered with RBI		1	5000	0		5000	0.01				0	0.01	0	0.00	NA	5000	
	(c) Employee Trusts		0	0	0		0	0				0	0	0	0.00	NA	0	
	(d) Overseas Depositories (Holding DRs) (Balancing Figure)		0	0	0		0	0				0	0	0	0.00	NA	0	
	(e) Any other (Specify)		236	956991	0		956991	1.22				0	1.22	0	0.00	NA	754591	
	Sub Total (B)(3)		11750	5013501	0		5013501	6.4				0	6.4	0	0.00	NA	3832399	
	Total Public Shareholding (B)= (B)(1)+(B)(2) + B (3)		11750	5013501	0		5013501	6.4				0	6.4	0	0.00	NA	3832399	




Table IV - Statement showing shareholding pattern of the Non Promoter- Non Public shareholder

Category & Name of the Shareholders	PAN	No. of shareholder	No. of fully paid up equity shares held	Partly paid-up equity shares held	Nos. of shares underlying Depository Receipts	Total no. shares held	Shareholding % calculated as per SCRR, 1957 As a % of (A+B+C)	Number of Voting Rights held in each class of securities			No. of Shares Underlying Outstanding convertible securities (including Warrants)	Total shareholding, as a % assuming full conversion of convertible securities (as a percentage of diluted share capital)	Number of Locked in shares		Number of Shares pledged or otherwise encumbered		Number of equity shares held in dematerialized form (Not Applicable)	
								No. of Voting Rights					Total as a % of Total Voting rights	No.	As a % of total Shares held	No. (Not applicable)		As a % of total shares held (Not applicable)
								Class X	Class Y	Total								
(I)	(II)	(III)	(IV)	(V)	(VI)	(VII)-(IV)+(V)+(VI)	(VIII)	(IX)			(X)	(XI)-(XII)+(X)	(XIII)	(XIV)				
1. Custodian/DR			0	0	0	0	0				0	0	0.00	NA		0		
(a) Name of DR Holder (if Available)			0	0	0	0	0				0	0	0.00	NA		0		
2. Employee Benefit Trust (Under SEBI (Share Based Employee Benefit Regulation 2014)			0	0	0	0	0				0	0	0.00	NA		0		
(a) Name of DR Holder (if Available)			0	0	0	0	0				0	0	0.00	NA		0		
Total Non Promoter Non Public Shareholding (C) - (C)(1)+(C)(2)			0	0	0	0	0				0	0	0.00	NA		0		

